




Liberate the spirit of your home

OUR PLEDGE. YOUR GUARANTEE.

LIBERON HAS DESIGNED MARKET-LEADING, INNOVATIVE WOOD AND STONE TREATMENT PRODUCTS FOR OVER A CENTURY. ALL OUR PRODUCTS ARE GUARANTEED TO PROVIDE EFFECTIVE, LONG-LASTING RESULTS WHEN APPLIED CORRECTLY.

IF YOU'VE ANY QUESTIONS ABOUT THE SELECTION OR USE OF LIBERON GARDEN PRODUCTS SIMPLY CONTACT LIBERON TECHNICAL SERVICES ON **01797 361136** FOR EXPERT ADVICE.



We're as effective indoors!

For details of our comprehensive furniture and flooring ranges call us on 01797 367555.



Liberon Limited, Learoyd Road, Mountfield Industrial Estate, New Romney, Kent TN28 8XU
Tel: 01797 367555 Fax: 01797 367575 Technical advice: 01797 361136 www.liberon.co.uk
A V33 Group company.

Your simple guide to maintaining outdoor furniture, decking, paths and patios



Garden Furniture Cleaner

for Resin

A NON-AGGRESSIVE
CLEANER FOR
THE REGULAR
MAINTENANCE OF
RESIN GARDEN
FURNITURE.



You'll get more from your garden with Liberon

Whether you're weather-proofing new furniture, reviving old decking, or brightening up your patio and pathways, there's a highly effective, simple-to-apply Liberon product to give the finish and effect you want.

Follow these easy steps and you'll enjoy good-looking garden woodwork and stonework year after year. And remember, if you need any advice we're only a phone call away.




Purpose

Removes general dirt and stubborn marks without damaging the surface. Restores lustre to the surface and leaves a matt finish.

Application

Shake well and dilute 200 ml of Garden Furniture Cleaner with 5 L of warm water. Apply using a cloth or sponge and rinse thoroughly with clean water. For stubborn marks apply a neat solution with a soft scrubbing brush.

Size: 1 L

Coverage	Application
200 ml 5 L water	 Cloth or sponge
Drying time	Cleaning tool
Min 30 mins	 Water

Garden Furniture Cleaner

for Wood

THIS GENERAL PURPOSE CLEANER PREPARES MOST TYPES OF WOOD FOR TREATMENT WITH OUR GARDEN FURNITURE OILS.



Purpose

Removes dirt, mildew, mould and grime from old, dull and faded garden furniture. Also helps to prevent fungal re-growth.

Application

Shake well and add up to 2 parts cleaner to a bucket of water. Apply using a stiff scrubbing brush. Rinse with clean water and wipe timber dry. Repeat as required (for stubborn marks a stronger solution may be needed).

Sizes: 750 ml • 1 L



Coverage	Application
1 L 30 m²	Scrubbing brush
Drying time	Cleaning tool
24 hours	Water



Libtips

Always work in well-ventilated areas.

Allow timber to dry for 24 hours before applying Liberon Garden Furniture Oils.

Clear and Teak Garden Furniture Oil

HIGH QUALITY EXTERIOR WOOD OILS THAT BRING OUT THE NATURAL BEAUTY OF WOOD GRAIN*.

* For external oak the use of Liberon Pure Tung Oil is recommended.



Colours



Clear



Teak

Purpose

Feeds, seals, nourishes and protects tables, chairs, window frames, doors and gates. Enhances the timber and is ideal for new or old wood. Added UV filters help protect the timber from discolouration.

Application

Shake well and apply to clean, varnish-free and dry surfaces with a soft brush or cotton (lint-free) cloth. Allow oil to penetrate for up to 20 minutes, wipe surface dry and leave for 24 hours. We recommend a minimum of 3 coats are applied, additional coats may be required on porous timber.

Sizes: 400 ml • 500 ml • 1 L



Coverage	Application
1 L 10-12 m²	Brush or cloth
Drying time	Cleaning tool
24 hours	White spirit



Libtips

Use protective gloves.

Allow timber to dry for 24 hours before using furniture.

Always immerse oiled cloths in water before disposing – oiled cloths can self-combust!

Decking Cleaner

A HIGHLY EFFECTIVE CLEANER FOR OLD, TIRED AND DIRTY NATURAL WOODEN DECKING WHICH HAS DULLED AND FADED OVER TIME.



Purpose

Helps remove black spotting caused by mould or lichen and prepares the timber for re-oiling. Also helps prevent the re-growth of fungi.

Application

Shake well and dilute with up to 2 parts water in a bucket. Apply using a scrubbing brush or stiff broom then rinse with clean water. Repeat if necessary. For stubborn marks use a stronger solution.

Size: 2 L



Coverage	Application
1 L 30 m²	Scrubbing brush or broom
Drying time	Cleaning tool
24 hours	Water

Libtip

Maintain your decking regularly for maximum protection and good looks.

Decking Oil

HIGHLY EFFECTIVE, UV ENHANCED, LONG-LASTING OIL SUITED TO MOST VARIETIES OF TIMBER DECKING.



Colours



Clear



Teak

Purpose

Feeds, protects, seals and enhances the natural beauty of your decking. Suitable for new and old decking, and in the latter's case, will revive and add colour to faded or worn surfaces.

Application

Stir thoroughly before use and apply with a large paint brush or roller to a clean, dry and varnish-free surface. Allow to penetrate for 15 to 30 minutes then apply a second coat. Continue to apply coats until the timber no longer absorbs the oil. Wipe off any excess and allow to dry.

Sizes: 2.5 L • 5 L



Coverage	Application
1 L 8-10 m²	Brush or roller
Drying time	Cleaning tool
15 mins between coats 24 hours final	White spirit



Libtips

Use protective gloves.

Allow decking to dry for at least 24 hours before heavy use.

Oil finishes bring out the natural colours of timber. A wet surface will be an indication of the final colour.

Extreme Varnish

HIGHLY PROTECTIVE
POLYURETHANE
VARNISH FOR
PROTECTION AGAINST
SEVERE WEATHERING.



Purpose

Protects wood from -40°C to +60°C, with specially developed UV protection and resistance to thermal shock. Guaranteed for 8 years it negates the need for regular maintenance.

Application

Stir well before use. Apply to clean, sanded, dust free wood with a brush or spray, diluting the first coat with up to 10% white spirit. Allow to dry for 6 hours and re-apply, gently rubbing with fine grade sandpaper between coats. We recommend a minimum of three coats are applied.

Sizes: 750 ml • 2.5 L



Coverage	Application
1 L 12 m ² *	Brush or spray
Drying time	Cleaning tool
6 hours between coats 24 hours final	White spirit

Libtips

Round off the corners of timber work with sandpaper to ensure an even coverage of varnish.

The ideal conditions for applying a varnish are between 12° and 25°C when dry.

* depending upon condition of wood

Anti-slip Coating

A CLEAR NON-SLIP
COATING, WITH
ADDED UV
PROTECTION, FOR
USE ON CEMENT,
CONCRETE, STONE,
PAVING AND WOOD.



Purpose

Provides a non-slip surface on very smooth and humid interior and exterior flooring, even when wet. Ideal for use on patios and decking, around swimming pools and in utility rooms.

Application

Stir well before and during each application to ensure the product is evenly mixed. Apply to a clean and dry surface with a brush or medium haired roller. One coat is normally sufficient, but more may be required on very smooth or porous surfaces. Allow 3 hours to dry between coats.

Sizes: 750 ml • 2.5 L



Coverage	Application	
1 L ↓ 12 m ²	 Brush or medium haired roller	
Drying time	Cleaning tool	Usage
 30 mins to touch 12 hours final	 Water	Interior and exterior

Libtip

Always test product on a spare surface or inconspicuous area for colour, compatibility and end result.

Pure Tung Oil

THE PREMIUM NATURAL OIL FOR PRESERVING AND SEALING FOOD CONTACT WOOD SURFACES AS WELL AS EXTERNAL OAK FURNITURE.



Libtips

Maintain on a regular basis, especially near sinks, hobs and other heavy traffic areas.

We do not recommend the use of steel wool on bare or untreated oak as this reacts with the natural oak tannins and may cause blackening of the timber.

Purpose

Hard wearing, highly water-, heat-, food acid- and alcohol-resistant sealing and preserving oil, providing a matt finish. Ideal for use on food contact wood surfaces, tables, barbeque surrounds, chopping boards, salad bowls and all external oak pieces.

Application

Apply first and second coats with a soft brush or cotton (lint-free) cloth in a 50:50 mix with white spirit. Allow the oil to penetrate the timber for 30 minutes and then wipe off any excess. For coats 3 and 4 apply Pure Tung Oil undiluted and allow 30 minutes to penetrate. Again wipe off any excess. Further coats may be required for porous surfaces.

Leave for 24 hours then wipe away any oil that may have re-surfaced. Finally leave for a few days for the oil to fully harden to a matt finish.

Sizes: 250 ml • 500 ml • 1 L • 5 L



Coverage	Application	BS EN71 Part 3 – Safe for toys
1 L 10-12 m²	Brush or cloth	
Drying time	Cleaning tool	Usage
4 days 24 hours between coats	White spirit	Interior and exterior



Teak Oil

A VERSATILE HARD WOOD NOURISHER, PROTECTOR AND ENHANCER FOR ALL EXTERNAL HARD AND OILY WOODS, EXCEPT OAK*. GIVES A SATIN FINISH TO SURFACES.

* For external oak the use of Liberon Pure Tung Oil is recommended.



Purpose

A natural blend of pure oils that seals and protects exotic and oily external woods such as teak, iroko and cedar. Added UV filters prevent fading from the sunlight.

Application

Apply on clean, dry, wax- and varnish-free surfaces with a soft brush or cotton (lint-free) cloth. After 15 minutes wipe off any excess oil with a clean cotton cloth. Failure to do so may result in the surface becoming tacky which will affect further applications. A minimum of 3 coats will be required, more on porous surfaces, and allow 24 hours between coats. Let the final coat cure for a few days before use.

Sizes: 250 ml • 500 ml • 1 L • 5 L



Coverage	Application	BS EN71 Part 3 – Safe for toys
1 L 10-12 m²	Brush or cloth	
Drying time	Cleaning tool	Usage
24 hours	White spirit	Interior and exterior

Libtips

To improve results, after each coat rub lightly with Liberon Ultra Fine Steel Wool (Grade 0000) to achieve a satin-smooth finish.

If in doubt about colour and effect, test first on a spare piece or hidden surface.

Superior Danish Oil

A BLEND OF TUNG AND NATURAL OILS TO FEED, PROTECT AND ADD LONG LIFE TO A VARIETY OF HARD AND SOFT WOODS*. GIVES A SATIN TO GLOSS SHEEN.

* For external oak the use of Liberon Pure Tung Oil is recommended.



Purpose

Liberon Superior Danish Oil is a blend of oils, including Tung Oil, with added UV filters to help protect against sunlight. Water, alcohol, heat and food acid resistant it is safe for use in kitchens and on outdoor eating surfaces.

Application

Apply to dry, new or cleaned timber with a soft brush or cotton (lint-free) cloth. Allow 5 to 10 minutes for penetration, then wipe off any excess and leave for 5 hours before re-coating. We recommend 3 coats for internal use and a minimum of 4 for external use.

Sizes: 250 ml • 500 ml • 1 L • 2.5 L • 5 L



Coverage	Application	BS EN71 Part 3 – Safe for toys
1 L 10-12 m ²	Brush or cloth	
Drying time	Cleaning tool	Usage
Min 5 hours	White spirit	Interior and exterior

Libtip

As Superior Danish Oil may darken some light grained timbers, test on an off-cut or unseen area first.



Path and Patio Cleaner

EFFECTIVE MULTI-SURFACE CLEANER THAT DOES NOT REQUIRE THE USE OF A PRESSURE WASHER.



Purpose

A versatile astringent for cleaning and removing dirt, grime, algae and mildew from stone, brick, tile and concrete paths and patios. Ready and easy to use.

Application

Wear suitable gloves and apply directly onto the surface, spreading evenly with a scrubbing brush or broom. Allow to work for 2 to 5 minutes then scrub vigorously to remove dirt and stains. Rinse thoroughly with clean water.

Size: 1 L • 5 L



Coverage	Application
1 L 5-10 m ²	 Scrubbing brush or broom
Drying time	Cleaning tool
 Subject to the weather	 Water

Libtips

Allow the path or patio to dry thoroughly before applying Liberon Path and Patio Sealer.

Not suitable for use on soft or hard limestone or marble.

Path and Patio Sealer

NON-COLOURING, ANTI-STAIN AND WATERPROOFING TREATMENT FOR STONE, BRICK, TILE AND CONCRETE. EFFECTIVE AFTER JUST ONE COAT ON MOST SURFACES.



Purpose




Highly effective sealer that repels water and resists stains, food oils and barbeque marks. Will help prevent moss and lichen re-growth.

Application

Ensure the surface is clean, dry and in good condition. Apply generously using a paint brush and allow to dry for 24 hours. Check the surface is sealed by dropping water onto the stone. Leave for 15 minutes and if the water remains on the surface enough sealer has been applied. If not then apply further coats until sufficiently sealed.

Sizes: 1 L • 5 L



Coverage	Application
1 L 10-12 m ²	 Brush
Drying time	Cleaning tool
 1 hour to touch 24 hours final	 Water

Libtips

For best results, spring clean your path and patio in time to enjoy summer.

Carry out the water drop test once a year and re-apply sealer as necessary.